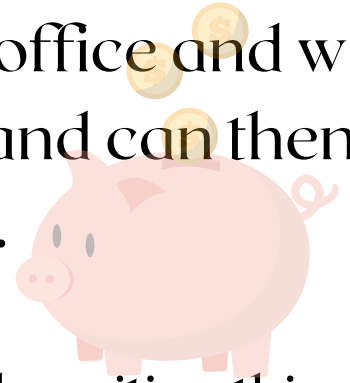


EXPENSE TRACKER

THE LOG THAT BEGINS YOUR BUDGETING JOURNEY.



Welcome to the first step of budgeting: financial awareness! Ideally, you will do this for two months. Each day, collect receipts from ALL purchases (don't forget about your online orders and recurring payments). Then, during your nighttime routine, take 5-15 minutes to log your daily expenses. At the end of your two months, bring this back to our office and we will begin categorizing your expenses, and can then start part two of budgeting.




There is nothing more powerful than physically writing things down. It is the best and most proven way to get our brains to pay attention! This brings more financial awareness than looking at your bank statement. Of course, you will eventually do that, but this is the best place to start.



EXPENSE TRACKER

MONTH OF

DATE	AMOUNT	DESCRIPTION	CATEGORY	ACCOUNT





EXPENSE TRACKER

MONTH OF _____

DATE	AMOUNT	DESCRIPTION	CATEGORY	ACCOUNT






EXPENSE TRACKER

MONTH OF

DATE	AMOUNT	DESCRIPTION	CATEGORY	ACCOUNT




EXPENSE TRACKER



MONTH OF _____

DATE	AMOUNT	DESCRIPTION	CATEGORY	ACCOUNT






EXPENSE TRACKER

MONTH OF

DATE	AMOUNT	DESCRIPTION	CATEGORY	ACCOUNT






EXPENSE TRACKER

MONTH OF

DATE	AMOUNT	DESCRIPTION	CATEGORY	ACCOUNT





EXPENSE TRACKER

MONTH OF

DATE	AMOUNT	DESCRIPTION	CATEGORY	ACCOUNT

